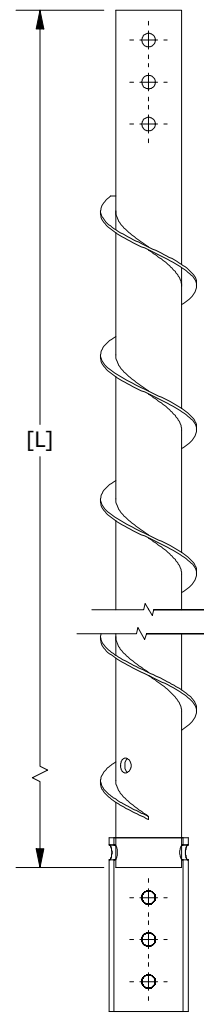
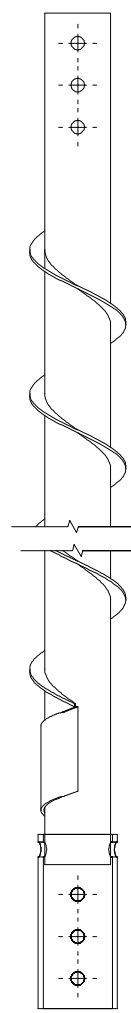


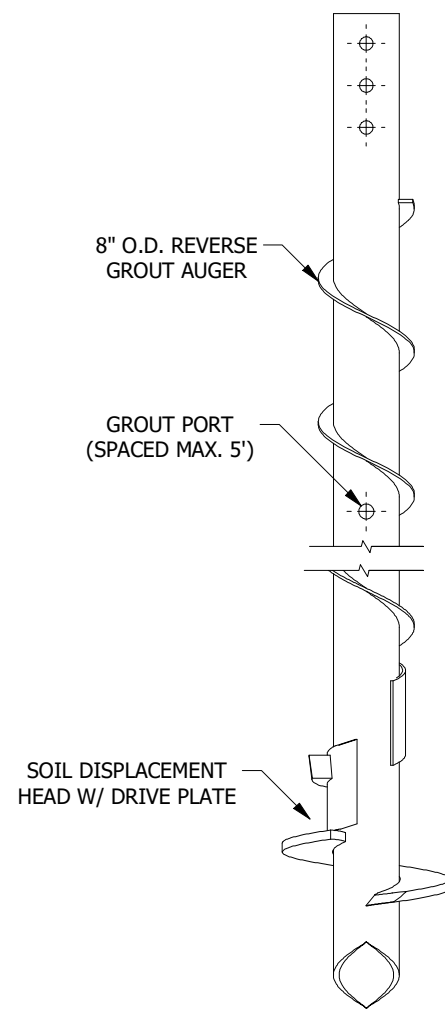
# SC1200-550476-3 STELCOR LEADS AND EXTENSIONS



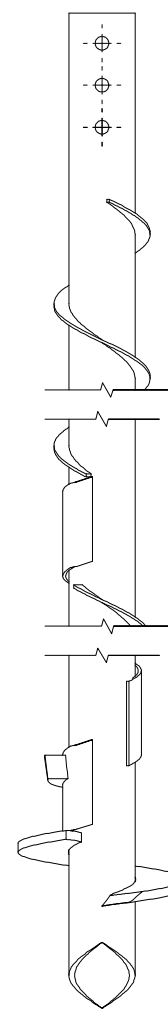
EXTENSION  
(EX: SCEXT-550476[L]-8-3)



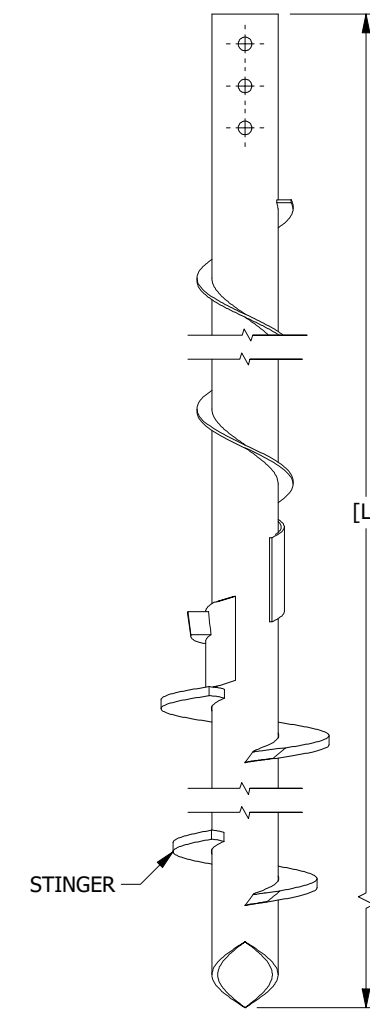
DISPLACEMENT EXTENSION  
(EX: SC1200EXT-550476[L]-8-[Q]D3)



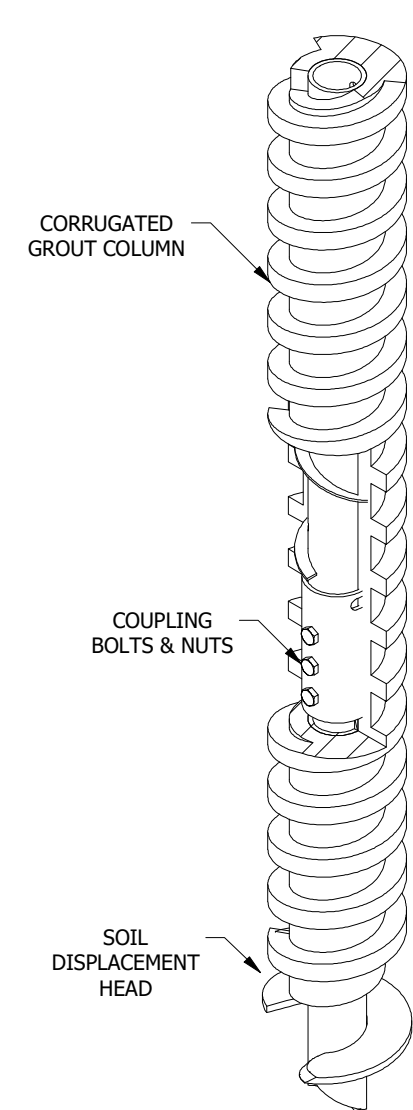
STANDARD LEAD  
(EX: SC1200-550476[L]-14129-8-D3)



MULTIPLE DISPLACEMENT LEAD  
(EX: SC1200-550476[L]-14129-8-[Q]D3)



STINGER LEAD  
(EX: SC1200-550476[L]-14129-8-[Q]D3S12)



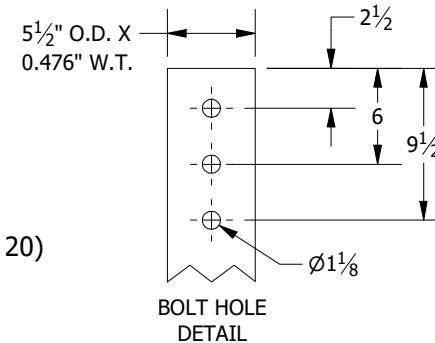
TYPICAL PILE ASSEMBLY ELEVATION VIEW

**NOTES:**

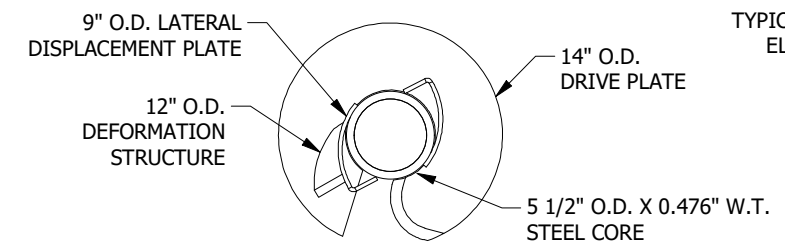
- DISPLACEMENT DRILLED, FULL LENGTH STEEL CORE WITH SOLID GROUT FILL AND UNCASSED OUTER GROUT COLUMN.
- GROUT COLUMN DEFORMATION SHALL HAVE A NOMINAL DIAMETER OF 12".
- STEEL CORE SHALL BE 5 1/2" O.D. X 0.476" W.T. 80 KSI MIN. YLD. AND SHALL HAVE DIRECT CONTACT (SHAFT-TO-SHAFT) AT EACH SPLICE.
- LATERAL DISPLACEMENT DRILL HEAD SHALL BE FABRICATED OF ASTM A572 GR. 50 PARTS. DRIVE PLATE & STINGER PLATE (IF REQUIRED) TO BE 3/4" THICK WITH A 6" PITCH.
- ALL WELDING TO BE PERFORMED BY SHOP QUALIFIED WELDORS TO AWS D1.1 STRUCTURAL WELDING CODE - STEEL.
- BARE STEEL.
- (3) 1" DIAMETER X 8 1/2" LONG PLAIN FINISH HEAVY HEX BOLT GRADE 8 AND (3) 1" PLAIN FINISH HEAVY HEX NUT ASTM A194 (GRADE 8).
- MAXIMUM TORQUE NOT TO EXCEED 60,000 FT\*LBS.
- ONE OR MORE OF THE FOLLOWING PATENTS MAY APPLY: US 8,926,228 B2 & US 10,480,144 B2; OTHER PATENTS PENDING.

**STELCOR PART # ABBREVIATIONS:**

- SC = STELCOR
- 1200 = 12" NOMINAL GROUT DIAMETER
- EXT = EXTENSION
- 550 = 5 1/2" O.D. STEEL CORE
- 476 = .476" STEEL CORE WALL THICKNESS
- [L] = SHAFT LENGTH IN FEET (EXAMPLE: 20' = 20)
- 14 = 14" O.D. DRIVE PLATE
- 12 = 12" O.D. DEFORMATION STRUCTURE
- 9 = 9" O.D. DISPLACEMENT PLATE
- 8 = 8" O.D. REVERSE GROUT AUGER
- [Q] = DISPLACEMENT PLATE QUANTITY
- D = ADDITIONAL 9" O.D. DISPLACEMENT PLATE
- 3 = BOLT QUANTITY
- S = STINGER PLATE
- 12 = 12" O.D. STINGER PLATE DIAMETER



BOLT HOLE DETAIL



STANDARD SOIL DISPLACEMENT HEAD PLAN VIEW  
\*REVERSE AUGER AND GROUT COLUMN NOT SHOWN FOR CLARITY

DRAWN RMS	11/6/2023
CHECKED DSS	11/6/2023
IDEAL MANUFACTURING, INC. 999 PICTURE PARKWAY WEBSTER, NY 14580 800-789-4810   WWW.IDL-GRP.COM	



PROPRIETARY AND CONFIDENTIAL  
THE INFORMATION CONTAINED IN THIS DRAWING IS THE SOLE PROPERTY OF IDEAL MANUFACTURING, INC. ANY REPRODUCTION IN PART OR AS A WHOLE WITHOUT WRITTEN PERMISSION OF IDEAL MANUFACTURING, INC. IS PROHIBITED.

NOT TO SCALE ALL UNITS IN INCHES U.N.O.	SIZE B	DWG NO SC1200-550476-3	REV 0	SHEET 1 OF 1
--	-----------	---------------------------	----------	--------------