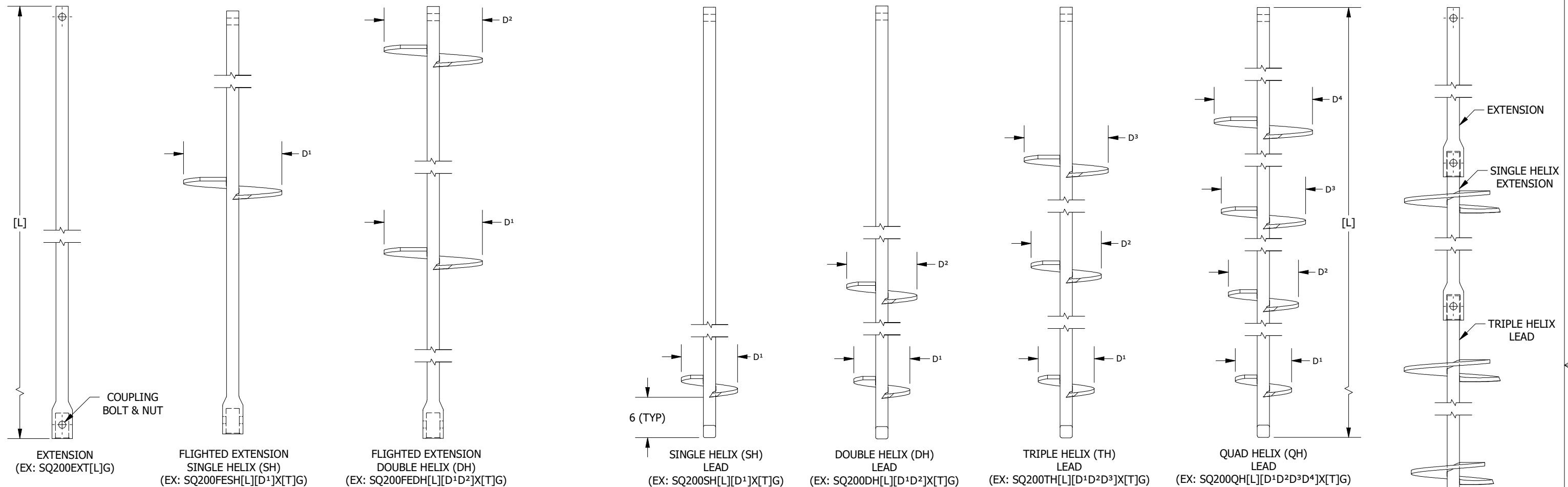


MAXIMUM TORQUE NOT TO EXCEED 16,000 FT-LBS.  
 ULTIMATE CAPACITY IS 160 KIPS BASED ON A CAPACITY TO  
 TORQUE RATIO OF  $k_t = 10 \text{ FT}^{-1}$

# 2" ROUND CORNER SQUARE SHAFT HELICAL PILE LEADS & EXTENSIONS

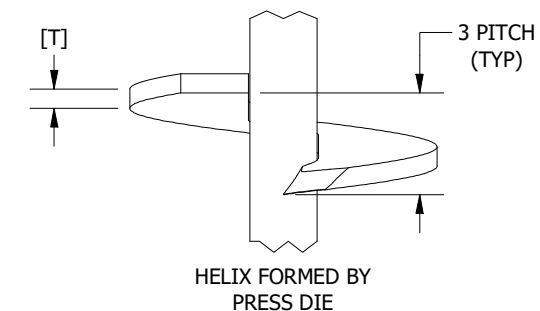
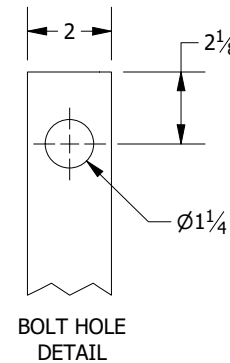


**NOTES:**

- PILE SHAFT TO MEET OR EXCEED REQUIREMENTS OF ASTM A29-15/A576-90B, 90 KSI.
- PLATE STEEL TO MEET OR EXCEED REQUIREMENTS OF ATSM A572, GRADE 50.
- ALL HELICES ARE FORMED BY PRESS DIE. LEADING EDGE OF HELICES ARE TAPERED TO IMPROVE INSTALLATION CAPABILITIES.
- HELIX SPACING IS THREE (3) TIMES THE DIAMETER OF THE LOWER HELIX. SPACING OF LEADING HELIX ON FLIGHTED EXTENSIONS IS THREE (3) TIMES THE DIAMETER OF THE LAST HELIX ON THE PRECEDING SHAFT.
- STANDARD HELIX DIAMETERS ARE 8", 10", 12", & 14". STANDARD HELIX THICKNESS IS 1/2".
- ALL WELDING TO BE PERFORMED BY CERTIFIED WELDOR IN ACCORDANCE WITH AWS D1.1 STRUCTURAL WELDING CODE - STEEL.
- HOT DIP GALVANIZING PER ASTM A153/ASTM A123. BARE STEEL IS ALSO AVAILABLE.
- (1) 1-1/8" DIAMETER X 4 3/4" LONG GALVANIZED HEAVY HEX BOLT ASTM A193 (GRADE B7) AND (1) 1-1/8" GALVANIZED HEAVY HEX NUT ASTM A194 (GRADE 2H).
- HELICAL PILE ASSEMBLIES MANUFACTURED IN ACCORDANCE WITH ICC-ES AC358 ACCEPTANCE CRITERIA FOR HELICAL FOUNDATION SYSTEMS AND DEVICES.

**IDEAL PART # ABBREVIATIONS:**

SQ = ROUND CORNER SQUARE SHAFT  
 200 = SHAFT DIAMETER  
 EXT = EXTENSION  
 FE = FLIGHTED EXTENSION  
 SH, DH, TH, QH = SINGLE, DOUBLE, TRIPLE, OR QUAD. HELIX  
 [L] = SHAFT LENGTH IN FEET (EXAMPLE: 7' = 7)  
 [D] = HELIX DIAMETER(S) IN INCHES (EXAMPLE: 10" = 10)  
 X = X (SEPARATES HELIX DIAMETER(S) AND HELIX THICKNESS)  
 [T] = HELIX THICKNESS (EXAMPLE: 1/2" = 12)  
 G = GALVANIZED



DRAWN GAL	8/27/2024
CHECKED SDS	8/27/2024
IDEAL MANUFACTURING, INC. 999 PICTURE PARKWAY WEBSTER, NY 14580 800-789-4810   WWW.IDL-GRP.COM	



PROPRIETARY AND CONFIDENTIAL  
 THE INFORMATION CONTAINED IN THIS DRAWING IS THE SOLE PROPERTY OF IDEAL MANUFACTURING, INC. ANY REPRODUCTION IN PART OR AS A WHOLE WITHOUT WRITTEN PERMISSION OF IDEAL MANUFACTURING, INC. IS PROHIBITED.

NOT TO SCALE ALL UNITS IN INCHES U.N.O.	SIZE B	DWG NO SQ200	REV 0	SHEET 1 OF 1
--	--------	-----------------	-------	--------------