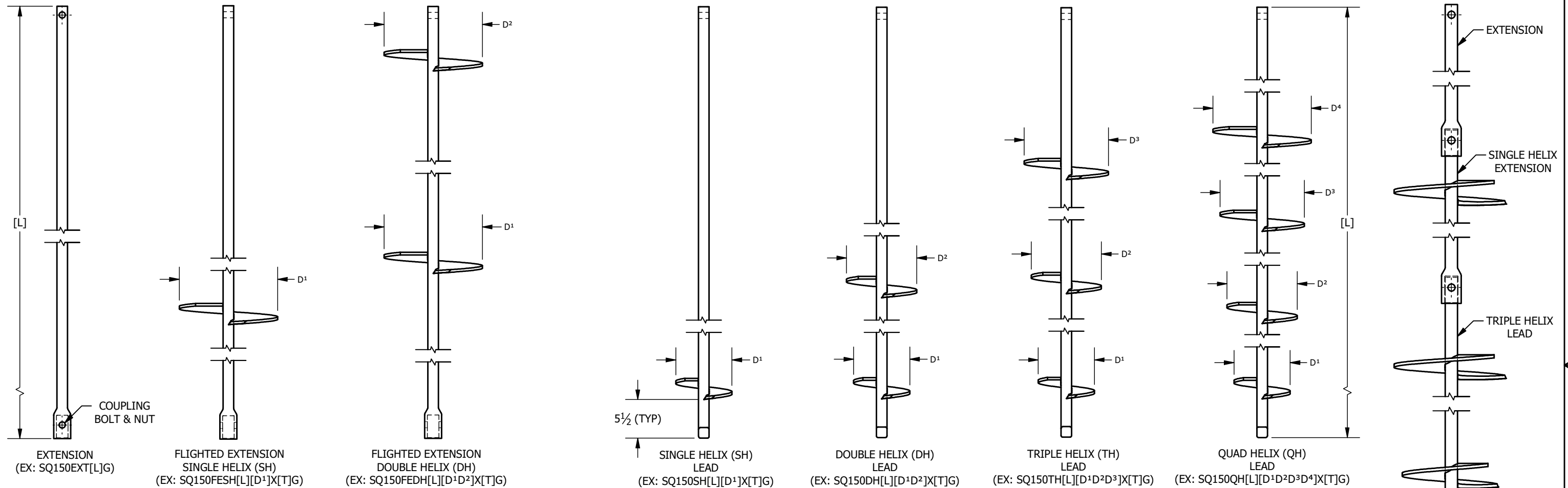


MAXIMUM TORQUE NOT TO EXCEED 7,000 FT-LBS.
 ULTIMATE CAPACITY IS 70 KIPS BASED ON A CAPACITY TO
 TORQUE RATIO OF $k_t = 10 \text{ FT}^{-1}$

1 1/2" ROUND CORNER SQUARE SHAFT HELICAL PILE LEADS & EXTENSIONS

ICC-ES AC358 - REPORT #ESR-3750

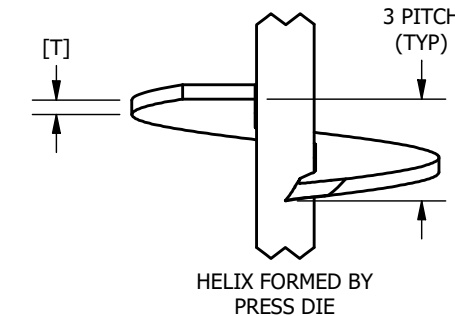
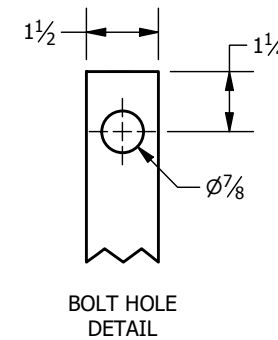


NOTES:

- PILE SHAFT TO MEET OR EXCEED REQUIREMENTS OF ASTM A29-15/A576-90B, 90 KSI.
- PLATE STEEL TO MEET OR EXCEED REQUIREMENTS OF ATSM A572, GRADE 50.
- ALL HELICES ARE FORMED BY PRESS DIE. LEADING EDGE OF HELICES ARE TAPERED TO IMPROVE INSTALLATION CAPABILITIES.
- HELIX SPACING IS THREE (3) TIMES THE DIAMETER OF THE LOWER HELIX. SPACING OF LEADING HELIX ON FLIGHTED EXTENSIONS IS THREE (3) TIMES THE DIAMETER OF THE LAST HELIX ON THE PRECEDING SHAFT.
- STANDARD HELIX DIAMETERS ARE 8", 10", 12", & 14". STANDARD HELIX THICKNESS IS 3/8" OR 1/2".
- ALL WELDING TO BE PERFORMED BY CERTIFIED WELDOR IN ACCORDANCE WITH AWS D1.1 STRUCTURAL WELDING CODE - STEEL.
- HOT DIP GALVANIZING PER ASTM A153/ASTM A123. BARE STEEL IS ALSO AVAILABLE.
- (1) 3/4" DIAMETER X 3" LONG GALVANIZED HEAVY HEX BOLT ASTM A325 AND (1) 3/4" GALVANIZED HEAVY HEX JAM NUT (GRADE A).
- HELICAL PILE ASSEMBLIES MANUFACTURED IN ACCORDANCE WITH ICC-ES AC358 (IDEAL REPORT #ESR-3750) ACCEPTANCE CRITERIA FOR HELICAL FOUNDATION SYSTEMS AND DEVICES.

IDEAL PART # ABBREVIATIONS:

SQ = ROUND CORNER SQUARE SHAFT
 150 = SHAFT DIAMETER
 EXT = EXTENSION
 FE = FLIGHTED EXTENSION
 SH, DH, TH, QH = SINGLE, DOUBLE, TRIPLE, OR QUAD. HELIX
 [L] = SHAFT LENGTH IN FEET (EXAMPLE: 7' = 7)
 [D] = HELIX DIAMETER(S) IN INCHES (EXAMPLE: 10" = 10)
 X = X (SEPARATES HELIX DIAMETER(S) AND HELIX THICKNESS)
 [T] = HELIX THICKNESS (EXAMPLE: 3/8" = 38)
 G = GALVANIZED



DRAWN AP	4/20/2020
CHECKED DSS	4/21/2020
IDEAL MANUFACTURING, INC. 999 PICTURE PARKWAY WEBSTER, NY 14580 800-789-4810 WWW.IDL-GRP.COM	



PROPRIETARY AND CONFIDENTIAL
 THE INFORMATION CONTAINED IN THIS DRAWING IS THE SOLE PROPERTY OF IDEAL MANUFACTURING, INC. ANY REPRODUCTION IN PART OR AS A WHOLE WITHOUT WRITTEN PERMISSION OF IDEAL MANUFACTURING, INC. IS PROHIBITED.

NOT TO SCALE ALL UNITS IN INCHES U.N.O.	SIZE B	DWG NO SQ150	REV 0	SHEET 1 OF 1
--	--------	-----------------	-------	--------------